

Cub Scout Den Meeting Outline

Month: **April**

Week: **4**

Point of the Scout Law: **Loyal**

	Tiger	Wolf	Bear	Webelos	Arrow of Light
Before the Meeting	Gather materials for gathering and other activities, games and have home assignments (if any) ready.	Gather materials for gathering and other activities, games and have home assignments (if any) ready.	Gather materials for gathering and other activities, games and have home assignments (if any) ready.	Gather materials for gathering and other activities, games and have home assignments (if any) ready.	Gather materials for gathering and other activities, games and have home assignments (if any) ready.
Gathering	Hidden Pictures: Backyard BBQ				
Opening	A Scout is Loyal Opening				
Activity	Make Up & Play a Game			What is a Patrol?	
Game	Pass the Ball				
Business items/Take home	None	None	None	None	None
Closing	Do More Closing				
After the meeting					

Materials:

Gathering: copies of Hidden Pictures, pencils

Opening: flag

Activity: instructions, balls, lined paper

Game: instructions, balls

Closing: lines to cut/read

Home assignments: None

Advancement:

Tiger – Games Tigers Play 3

Wolf – None

Bear – None

Webelos – None

Arrow of Light – Scouting Adventure 1a, 1c, 1e, 3a, 3b, 3c

BACKYARD Barbecue

Can you find these hidden objects?



jack-o'-lantern



ladybug



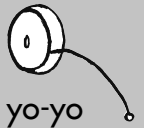
nail



ring



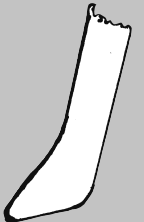
comb




yo-yo



cane



sock



pencil



bat



hat



slice of pie



envelope



book

Illustrated by Elizabeth Allyn

Play
Click-and-Play
Hidden Pictures®
on
HighlightsKids.com

A Scout is Loyal Opening

Materials:

flag



Cubmaster or Den leader:

-When a Scout is loyal, what does that mean?

[Listen to the answers of the Cub Scouts. Let them realize that ***A Scout is true to his family, friends, Scout leaders, school and country.***]

Boy Scouts are also loyal. Boy Scouts (older Scouts) say the Scout Oath and Scout Law just as we do.

Boy Scouts also have a motto, but it is different from the Cub Scout motto.

-What is the Cub Scout motto? Do Your Best. The Boy Scout motto is Be Prepared. Say that with me.

-The Boy Scouts have a slogan that they say and do. Their slogan is, “Do a good turn daily.” Say their slogan with me.

When Boy Scouts say the Scout Oath and Scout Law, they make the Boy Scout sign that is a bit different from the Cub Scout sign. [Make the Boy Scout sign – see image].



Boy Scout Sign

So, let’s say together the Boy Scout motto (Be Prepared) and now the Boy Scout slogan (Do a Good Turn Daily).

For today, let’s make the Boy Scout salute [Make the Boy Scout salute – see image] and say the Pledge of Allegiance. [Lead the Pledge of Allegiance.]



Now let’s make the Boy Scout sign and repeat together the Scout Oath and Scout Law.


Make Up and Play a New Game

Materials:

Paper

Pencils

Tennis balls or other balls



Instructions:

Lead the group in the following discussion –

What are your favorite games to play with other people that are NOT electronic games?

[Relay games, team games – baseball, kickball, etc, individual games – marbles, etc, thinking games, games using a ball, running games, etc]

Why do you like these kinds of games? [Answers will be varied.]

Instructions to Cub Scouts:

Today in small groups, you are going to make up your own game. You will need to decide what the rules will be and what you will need to play the game. Will you need a ball? How many people can play the game?

We have some paper and pencils here that you can use to write your ideas down.

Think about it – will it be a relay game or a type of catch or will it be something else?

Once your group has decided on this new game, then you need to play the game!

[At this point, divide the Cub Scouts into groups of 8-10 Cub Scouts and let them begin to create their new games. Pass out the paper and pencils to the Cub Scouts as well. After 10 minutes, tell them that they need to finish up writing the rules in a few minutes. After they've been divided into groups 15 minutes, make sure that they are playing the games that they created.]

What is a Patrol?

Materials:

Paper

Pencils

Crayons/Markers



Instructions:

Help the Webelos Scouts to understand the following:

1. In Boy Scouts, Scouts are divided into patrols. Patrols are the teams where Scouts work together, cook together, camp and hike together and even work on advancement together! Sometimes the patrol might be made up of brand new Boy Scouts, sometimes a patrol will be made up of Scouts who like the same things and sometimes a patrol can be a mix of all kinds of Scouts.

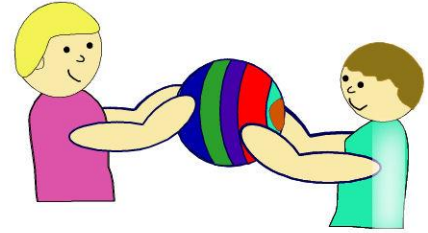
[Divide the 5th grade Webelos Scouts up into patrols (6-10 Webelos Scouts per patrol).]

2. Patrols each have a patrol leader. [Have each patrol hold a quick election and determine who will be their patrol leader. Votes could be on paper or by raise of hands – depending on the needs of the Webelos Scouts.] The patrol leader is your leader and you should help him.

3. Patrols each have a patrol name, a patrol yell and a patrol emblem and flag. [Give the Webelos Scouts some time to create their name, yell and think about an emblem.] Patrols need to have good patrol spirit. Patrol spirit is the “glue” that holds the patrol together and keeps it going. [How will a yell, a name and an emblem/flag help your patrol to have patrol spirit?]

[Give the patrols time to draw their flags. Have each patrol share their name, yell and flag with all of the other Webelos patrols.]

Pass the Ball



Materials:

a ball for each team

This is a circle ball-passing game. It's played with two teams of equal size arranged in rings. Each team's goal is to move the ball around the ring five times. Adding difficult passing methods and stunts makes the game more challenging and allows the leader to adjust the difficulty to the level of the players. The Cub Scouts will learn a bit about teamwork and cooperation as well as passing and catching skills.

Each team should choose a captain and then form a circle ranging from 3 to 6 feet depending on the skills of the players. Each captain holds a playground ball.

At the signal the game begins with each captain throwing the ball to the player on his right. Players continue to pass the ball to the right as quickly as possible. When the ball has made a full trip around the circle and is back with the captain, he shouts, "One!" and keeps on passing the ball. The captains count each round. If the ball is dropped, it is returned to the captain and the round starts over.

Remember to add difficulty to the game – add a different passing method or stunt to make passing the ball more difficult as it travels around the circle (some ideas could be – toss underhand, a high toss, a super slow toss, a handoff, etc).

Do More Closing

Cubmaster or Den leader: Today, let us pledge to be the best we can be as we listen to the words of this poem written by William Arthur Ward.

Cub Scout #1: Do more than belong ... Participate.

Cub Scout #2: Do more than care ... Help.

Cub Scout #3: Do more than believe ... Practice.

Cub Scout #4: Do more than be fair ... Be kind.

Cub Scout #5: Do more than forgive ... Forget.

Cub Scout #6: Do more than dream ... Work.

Cub Scout #7: Do more than teach ... Inspire.

Cub Scout #8: Do more than live ... Grow.

Cub Scout #9: Do more than give ... Serve.

Cubmaster or Den leader: Let's have a wonderful week!

Do More Closing – lines to cut and read

Cub Scout #1: Do more than belong ... Participate.

Cub Scout #2: Do more than care ... Help.

Cub Scout #3: Do more than believe ... Practice.

Cub Scout #4: Do more than be fair ... Be kind.

Cub Scout #5: Do more than forgive ... Forget.

Cub Scout #6: Do more than dream ... Work.

Cub Scout #7: Do more than teach ... Inspire.

Cub Scout #8: Do more than live ... Grow.

Cub Scout #9: Do more than give ... Serve.