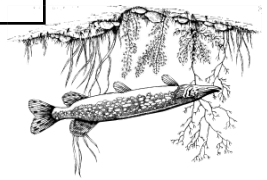




- \_\_\_\_\_ fish and fishing equipment. Date: \_\_\_\_\_
- into practice the things you have learned about minimum of one hour trying to catch a fish. Put
- Go on a fishing adventure, and spend a \_\_\_\_\_ Date: \_\_\_\_\_
- simple fishing pole. Practice casting at a target.
- Learn about fishing equipment, and make a \_\_\_\_\_ Date: \_\_\_\_\_
- (A Bear Goes Fishing #3, 4)

## Hooked on Fishing!



- \_\_\_\_\_ eat? Describe the habitat each one likes.
- Draw and color 3 fish. What does each one \_\_\_\_\_ Date: \_\_\_\_\_
- Discover and learn about three types of fish in your area. Date: \_\_\_\_\_
- (A Bear Goes Fishing #1)

## Learn About Fish!

## Summertime Pack Award!

- June: Day Camp ([shac.org/day-camp](http://shac.org/day-camp))

- July:

Consider also going to resident camp ([shac.org/resident-camp](http://shac.org/resident-camp)).

- August:



# Bear



## Summer Passport

The passport contains some fun activities your family might enjoy working on over the summer. Submit this to your den leader or Cubmaster in the fall.



A list of all the advancements can be found in the *Bear Handbook* available from the Scout Shop ([shac.org/scout-shop](http://shac.org/scout-shop)).

Additional passports for other Scouting awards can be found at [shac.org/passports](http://shac.org/passports).

Name: \_\_\_\_\_



- Make a poster or a PowerPoint presentation about your pet or a pet that you would like to own. Share it. Date: \_\_\_\_\_
- Make a poster or PowerPoint presentation explaining three ways that animals can help people. Share it. Date: \_\_\_\_\_

(Critic Care #2A, B)

## Pets!



- Learn about your local fishing regulations with your den leader or a parent or guardian. List three of the regulations you learn about and one reason each regulation exists.
- Date: \_\_\_\_\_
- 1.
  - 2.
  - 3.

(A Bear Goes Fishing #2)

## Fishing Rules!

## Going on a Picnic!


(Bear Picnic Basket #1, 2, 3)

- Create your own Bear cookbook using at least five recipes you might cook or prepare either on your own or with some adult help. Include at least one recipe each for breakfast, lunch, dinner, and a nutritious snack. Date: \_\_\_\_\_
- Prepare for cooking by explaining the importance of planning, tool selection, sanitation, and cooking safety. Date: \_\_\_\_\_
- Select and prepare two nutritious snacks. Date: \_\_\_\_\_

What snacks did you prepare?

1.

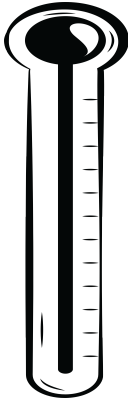
2.



## Family Field Trips!

*Family adventures count towards advancement.*

- Participate in a patriotic community parade or other civic event that honors our country. (*Paws For Action #4B*) Date: \_\_\_\_\_
- Visit one of the following: zoo, wildlife refuge, nature center, aviary, game preserve, local conservation area, wildlife rescue group, or fish hatchery. Describe what you learned during your visit. (*Fun, Feathers and Ferns #2*) Date: \_\_\_\_\_
- Visit with a local veterinarian or an animal shelter caretaker. Find out what types of animals he or she might see on a regular basis and the types of care he or she gives to them. (*Critic Care #3A*) Date: \_\_\_\_\_
- Visit a place that uses robots. (*Robotics #5*) Date: \_\_\_\_\_



		Sun
		Sat
		Fr
		Th
		Wed
		Tue
		Mon
Temperature	Pressure	

Learn how to read a thermometer and a barometer. Keep track of the temperature and barometric pressure readings and the actual weather at the same time every day for seven days. Date: \_\_\_\_\_

## What's the Weather?

(Bear Necessities #6)



*Lists of tasks or what you learned:*

- If you have a pet, make a list of tasks that you did to take care of the pet for two weeks. Date: \_\_\_\_\_
  - If you do not have a pet, research one that you would like to have and prepare a report about the care it needs. Date: \_\_\_\_\_
- (Citter Care #1A,B)

## Pet Pals!

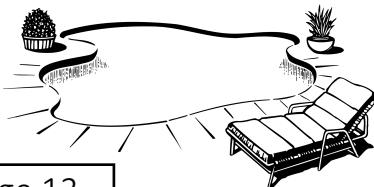
## Splish, Splash!

(Salmon Run #2, 7, 9)

- Visit a local pool or swimming area with your den or family. Go swimming or take a swimming lesson. Date: \_\_\_\_\_
- Demonstrate the front crawl swim stroke. Date: \_\_\_\_\_
- Attempt to earn the BSA beginner swim classification under the supervision of a lifeguard. Date: \_\_\_\_\_
  - Jump feet first into water over your head in depth.
  - Level off and swim 25 feet on the surface
  - Stop, turn sharply, and resume swimming.

*How many feet did you swim?*

Remember to follow Safe Swim Defense practices.



## Cookin' in the Kitchen!

(Bear Picnic Basket #4)

- With the help of an adult, select a recipe to prepare in a kitchen. Help to select the needed ingredients, perhaps from a garden, grocery store, or farmers' market. Cook and serve your planned meal. Clean up after the preparation and cooking. Date: \_\_\_\_\_

*What did you cook?*

*Grocery list:*





*What have you learned?*

Date: \_\_\_\_\_

discuss this person with your family.

Identify a person whose faith you admire, and

life. Date: \_\_\_\_\_

Tell how you do your duty to God in your daily

Discuss what it means to do your duty to God.

(Fellowship and Duty to God 1, 2A)

## Faith!



*What's your plan?*

Date: \_\_\_\_\_

emergency, or you can develop several plans.

three times. Your family can determine the

emergency, and practice the plan at least

Develop a plan to follow in case of an

(Paws for Action #3C)

## Make a Plan!

## Duty to God!

(Fellowship and Duty to God #3B)

Make a list of things you can do to practice your duty to God as you are taught in your home or place of worship or spiritual community. Select two of the items and practice them for two weeks. Date: \_\_\_\_\_

List:



	Mo	Tus	We	Th	Fr	Sat	Su
	<input type="checkbox"/>	<input type="checkbox"/>	<input type="checkbox"/>	<input type="checkbox"/>	<input type="checkbox"/>	<input type="checkbox"/>	<input type="checkbox"/>
	<input type="checkbox"/>	<input type="checkbox"/>	<input type="checkbox"/>	<input type="checkbox"/>	<input type="checkbox"/>	<input type="checkbox"/>	<input type="checkbox"/>

## To the Rescue!

(Paws for Action #3B)

Make a list of emergency numbers and discuss where the list should be kept. Show that you know how to call for help in an emergency. Talk about people who could help you if a parent is not available.

Date: \_\_\_\_\_

Where is your list of emergency numbers kept?

How do you call for help?

Who could you call for help if a parent wasn't available?

