



Draw a map.

Draw a map of an area near where you live using common map symbols. Show which direction is north on your map. Date: _____

Draw a map of an area near where you live using (Paws on the Path #7, optional)

Map!



2.

1.

Date: _____

Name two birds, two insects, and/or two other animals that live in your area. Explain how you identified them.

(Paws on the Path #6, optional)


Animals Near Me!



Conservation Project!

Participate in a den or pack conservation project in addition to the above. Date: _____

Draw a picture of your project.



World Conservation Award

Wolf



Additional passports can be found at shac.org/passports.

Award requirements:
scouting.org/world-conservation

Submit to your den leader or Cubmaster.
Additional passports can be found at shac.org/passports.

Name: _____



1. Know before you go
2. Choose the right path
3. Trash your trash
4. Leave what you find
5. Be careful with fire
6. Respect wildlife
7. Be kind to other visitors

Leave No Trace Principals for Kids

- As an American, I will do my best to –
- Be clean in my outdoor manners,
- Be careful with fire,
- Be considerate in the outdoors, and
- Be conservation minded.

Outdoor Code

Day 5	Day 10	Day 20	Day 30

Draw a picture of how your plant grew.

- Select a seed, and plant it in a small container. Care for it for 30 days. Take a picture or make a drawing of your plant once each week to share with your den or family.
- Date: _____
- (Grow Something #1)



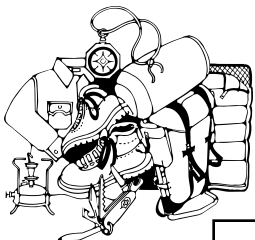
Seed, Plant Grow!

Prepare to Hike!

(Paws on the Path #1)



- Show you are prepared to hike safely in any outdoor setting by putting together the Cub Scout Six Essentials to take along on your hike. Date: _____
- How did you prepare?



Water Conservation!

(Spirit of the Water #2)



- Explain one way that you can help conserve water in your home. Date: _____
- Draw a picture of how you conserve water.





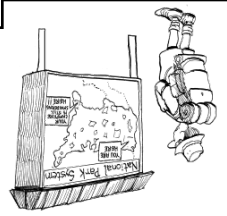
What plants grow best in your zone?

What is your growing zone?

- Find out the growing zone for your area, and share the types of plants that will grow best in your zone. Date: _____

(Grow Something #2)

Seed, Plant Grow!



you respected wildlife.

- Before hiking, recite the Outdoor Code and the Leave No Trace Principles for Kids with your leader. After hiking, discuss how you showed respect for wildlife. Date: _____ Draw a picture of your hike and how

(Paws on the Path #4)

Hike!



Water Conservation!

(Spirit of the Water #1)

- Discuss how the water in your community can become polluted. Date: _____

Draw a picture of how water can become polluted.



Buddy System!

(Paws on the Path #2)

- Tell what the buddy system is and why we always use it in Cub Scouting. Date: _____ Draw a picture.

- Describe what you should do if you get separated from your group while hiking. Date: _____ Draw a picture.





Go on a 1-mile hike with your den or family. Find two interesting things that you've never seen before and discuss with your den or family. Date: _____

What did you see?



Go Hiking!

(Paws on the Path #5)



Visit or research a botanical or community garden in your area, and learn about two of the plants that grow there. Share what you have learned with your den or family. Date: _____

1. _____

2. _____



Seed, Plant Grow!

(Grow Something #3)

What to Wear Hiking!

(Paws on the Path #3)

Choose the appropriate clothing to wear on your hike based on the expected weather.

Date: _____ *What was the weather like on your hike and what did you wear?*



Seed, Plant Grow!

(Grow Something #4a, b or c)

Choose 1 of 3:

- Make a terrarium.
- Using a seed tray, grow a garden inside your home. Keep a journal of its progress for 30 days. Share the results with your den or family.
- Grow a sweet potato plant in water. Keep a journal of its growth for two weeks. Share the information with your den or family. Date: _____ *What did you do?*

